

# servomat MS 30 - 52 IT

**Efficient and convenient:  
new passenger-car tyre fitting machines  
for small and medium-size workshops.**



*All the best for your automotive service.*

**BEISSBARTH**<sup>®</sup>  
BEISSBARTH  
Automotive Group

# servomat MS 30-30 IT

## Entry-level models for profitable tyre-fitting service.

**For smaller workshops that provide a passenger-car and motorcycle tyre service.**

If tyre fitting is an essential element in your workshop's activities and you need modern equipment at moderate cost, the Beissbarth servomat MS 30/30 IT tyre fitter is perfect for your needs. New technical features including geared-motor drive for the tyre bead breaker and a tilting double-pivot fitting arm with plastic head guarantee safe, rapid tyre fitting and removal. Here are the servomat's most important performance features:

- Integral tyre bead breaker with geared motor for high breaking force; the tyre bead is pressed almost silently into the rim well
- Standard rubber supports prevent rim damage during the bead breaking process
- Pneumatic 4-claw clamping with electric forward and reverse movement of the clamping plate
- Manual-tilting double-pivot fitting arm with plastic fitting head in direct contact with the rim flange to prevent rim damage
- Standard pressure-limiting valve and manually operated tyre inflator suitable for calibration.

The servomat MS 30/30 IT – you're unlikely to find a machine with comparable technical features at a lower price than this!



For almost noiseless work: bead breaker with geared motor.



The servomat MS 30 IT with standard add-on air reservoir and hose for rapid inflation of tubeless tyres.

# servomat MS 43 - 48 IT

## Our best-selling models with swivel-action or tilting fitting arm.

**Ideal for small and medium-sized workshops that provide a professional tyre fitting service.**

The MS 43 and MS 48 are our best-sellers – ideal for efficient work and safe handling of rims and tyres. These well-equipped units, including an integral pressure limiting valve for the tyre inflator, are a worthwhile investment for your workshop.

Here are the most important performance features:

- Manually operated swivel-action tyre-fitting arm (MS 43) or manually-operated tilting fitting arm (MS 48)
- Integral pneumatic tyre bead breaker
- Pneumatic 4-claw clamping with electric forward and reverse rotation
- Manual release of the fitting tool for work outside the wheel rim.

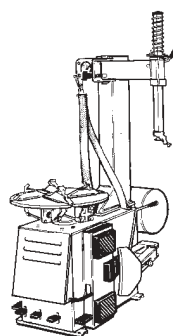


The MS 43's swivel-action tyre fitting arm permits installation directly against the wall.




The servicing unit with water trap, oil atomiser and pressure limiter with gauge is a standard feature on all models.

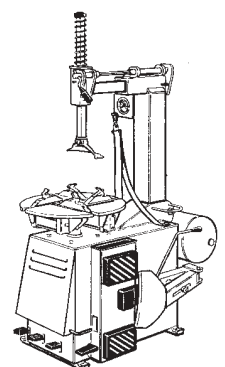
The MS 43 IT also features an add-on compressed-air reservoir for rapid inflation of tubeless tyres via the clamping jaws.



For export only: The MS 44 IT with integral air-reservoir in the tyre-fitting column for rapid inflation of tubeless tyres.



The MS 48 IT with add-on compressed-air reservoir for rapid inflation of tubeless tyres via the clamping jaws.



# servomat MS 50-52 IT

## Top models for even greater efficiency.

**Convenient, accurate pneumatic operation for guaranteed high tyre throughput rates.**

These are our top-of-the-range models for use in all medium-size and large automotive service workshops. They have automated work sequences, so that even at peak times your customers will never have to wait too long. In design terms they are identical to the MS 43 – 48. The difference lies in a couple of significant extra-efficiency features:

- Pneumatic locking of the fitting tool
- Automatic fitting tool release in the vertical and horizontal planes
- Pneumatically tilting mounting column.

These are advantages that a performance-oriented tyre servicing workshop can't afford to miss. Advantages that speed up and simplify the entire work process.



Optional: PAX upgrade kit (766 632 020), suitable for the MS 50/52 models, ensures reliable fitting of the PAX wheel with its inner support ring.

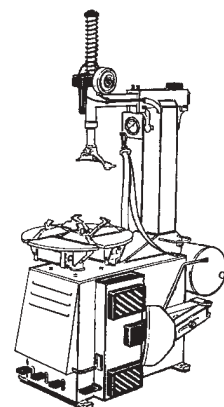


All IT models have rapid inflation of tubeless tyres via the clamping jaws of the clamping plate.



All IT models feature an integrated tyre inflator with pressure gauge (can be calibrated).

The MS 50 IT and MS 52 IT models have an add-on compressed-air reservoir for rapid inflation of tubeless tyres via the clamping jaws.



# Technical data and equipment.

Features	MS Tyre-Fitting Model								
	30/30IT	43	43IT	44IT	48	48IT	50	50IT	52IT
Manually operated swivel-action tyre-fitting arm	-	●	●	●	-	-	-	-	-
Manually operated tilting tyre-fitting arm	●	-	-	-	●	●	-	-	-
Pneumatic operated tilting tyre-fitting arm	-	-	-	-	-	-	●	●	●
Integrated pneumatic bead breaker	●	●	●	●	●	●	●	●	●
Integrated bead breaker with geared motor	●	-	-	-	-	-	-	-	-
Pneumatic 4-claw clamping	●	●	●	●	●	●	●	●	●
Electric forward and reverse movement	●	●	●	●	●	●	●	●	●
Clamping table speed (rpm)	8	8	8	8	8	8	8	8	8
Manual release of the fitting tool (vertical/horizontal)	-	●	●	●	●	●	-	-	-
Pneumatic release of the fitting tool (vertical/horizontal)	-	-	-	-	-	-	●	●	●
<b>Technical data</b>	<b>30/30IT</b>	<b>43</b>	<b>43IT</b>	<b>44IT</b>	<b>48</b>	<b>48IT</b>	<b>50</b>	<b>50IT</b>	<b>52IT</b>
Outside rim clamping ["]	10-19	10-19	10-19	10-19	10-19	10-19	10-20	10-20	10-19
Inside rim clamping ["]	12-22	12-22	12-22	12-22	12-22	12-22	12-22	12-22	12-22
Rim width ["]	3-12	3-12	3-12	3-16	3-12	3-12	3-12	3-12	3-16
Bead-breaking force at the cylinder, 12 bar pressure [kp]		2500	2500	2500	2500	2500	2500	2500	2500
Maximum wheel diameter [mm]	1010	1000	1000	1120	1000	1000	1000	1000	1070
Motorcycle wheels ["]	15-24	15-24	15-24	15-24	15-24	15-24	15-24	15-24	15-24
Compressed air connection [bar]	8-12	8-12	8-12	8-12	8-12	8-12	8-12	8-12	8-12
Three-phase AC electric power supply (other values on request)									
[V]	3 x 400	3 x 400	3 x 400	3 x 400	3 x 400	3 x 400	3 x 400	3 x 400	3 x 400
[Hz]	50	50	50	50	50	50	50	50	50
Drive motor rating [kW]	0,37	0,55	0,55	0,55	0,55	0,55	0,55	0,55	0,55
Machine dimensions [mm]									
Height	1650	1740	1740	1890	1830	1830	1830	1830	1875
Width	1330	760	760	760	760	760	760	760	760
Depth	975	950	1125	1000	950	1200	950	1200	1200
Operating space required [mm]									
Width	2000	1500	1500	1500	1500	1500	1500	1500	1500
Depth	1500	2000	2000	2000	2000	2000	2000	2000	2000
Weight [kg]	163/180	184	207	218	198	210	206	227	229
Paint finish: blue 5015/dark grey 7011	●	●	●	●	●	●	●	●	●

● = standard equipment, ○ = optional extra, - = not available. Non-standard voltages on request.  
Equipment data and technical specifications subject to amendment.

## Optional extras.



Plastic protective shoes for clamping jaws, for use on alloy rims (766 101 402).



Bead holding-down plate, for tyre fitting and/or removal without damaging the rim (766 102 095).



Push-on clamping jaws for rims up to 24" in diameter (766 102 370).



Push-on clamping jaws for motorcycle wheels up to 23" in diameter (766 101 607).



Plastic rim protector with metal locating hook for attachment to the bead breaker blade (766 632 005).



IT compressed air reservoir with hose, for retrofitting (766 102 711), for all servomat models without "IT".



Servo-lift for lifting wheels up to clamping plate height (766 632 004).

# servomat MS 30 - 52 IT

## Security after purchase:

## Beissbarth's worldwide presence.

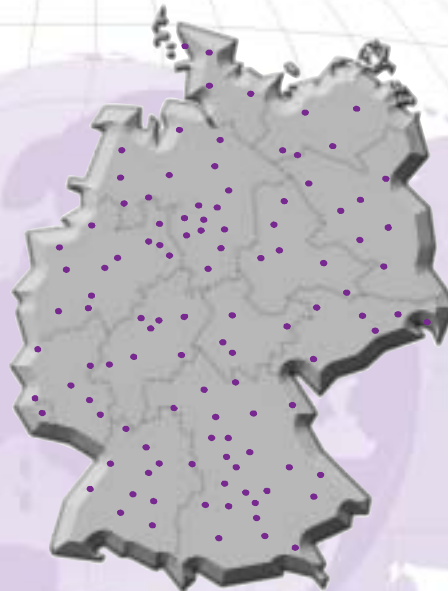
### Beissbarth service and spare parts: reliable, never far away worldwide.

Initial product familiarisation, assembly and servicing are carried out by our own national service centres and certified partner workshops. This guarantees our customers rapid on-site availability for servicing and maintenance. Software updates for PC-aided equipment are available on disk or CD-ROM and on the Internet.

You can access Beissbarth's software centre at [www.beissbarth.com](http://www.beissbarth.com).

You can download the required software against payment of a fee or print out the latest target data, operating manuals and technical plan sheets. Perfect service – fast, easy and around the clock.

Your contact:



Beissbarth Australia  
Beissbarth Belgium  
Beissbarth Bulgaria  
Beissbarth China  
FFB France  
Beissbarth Italy  
Beissbarth South Africa  
Beissbarth UK  
Beissbarth Ukraine

Thomastown Victoria 3074  
1930 Zaventem  
Sofia 1582  
Beijing 100101  
58440 Myennes  
41043 Formigine (MO)  
Boksburg  
Nottingham NG 11 7 EP  
01054 Kiev

Tel. 0061-3-94642533  
Tel. 0032-2-7208692  
Tel. 00359-2-9732375  
Tel. 0086-10-649264-83/-84/-31  
Tel. 0033-3-86395050  
Tel. 0039-059-570990  
Tel. 0027-11-3978800  
Tel. 0044-115-9815151  
Tel. 0038-044-2512128

Beissbarth GmbH • Hanauer Straße 101 • D-80993 München

Telefon + 49 - 89 - 1 49 01 - 0 • Fax + 49 - 89 - 1 49 01 - 285 / - 240  
[www.beissbarth.com](http://www.beissbarth.com) • Email: [sales@beissbarth.com](mailto:sales@beissbarth.com)

All the best for your automotive service.

**BEISSBARTH**<sup>®</sup>  
BEISSBARTH  
Automotive Group